

Movement by Perfection



The Royal League in **ventilation**, control and drive technology



[Product documentation](#)

Type
FN035-4EK.0F.V7P2

Article number
155883

Product documentation

Customer

Project

Type
FN035-4EK.0F.V7P2

Article number
155883



Contents

1.	Product specification	3
2.	Characteristic curve	4
3.	Drawing	9
4.	Connection diagram	11
5.	EU-Declaration of conformity	12

1. Product specification

Technical data

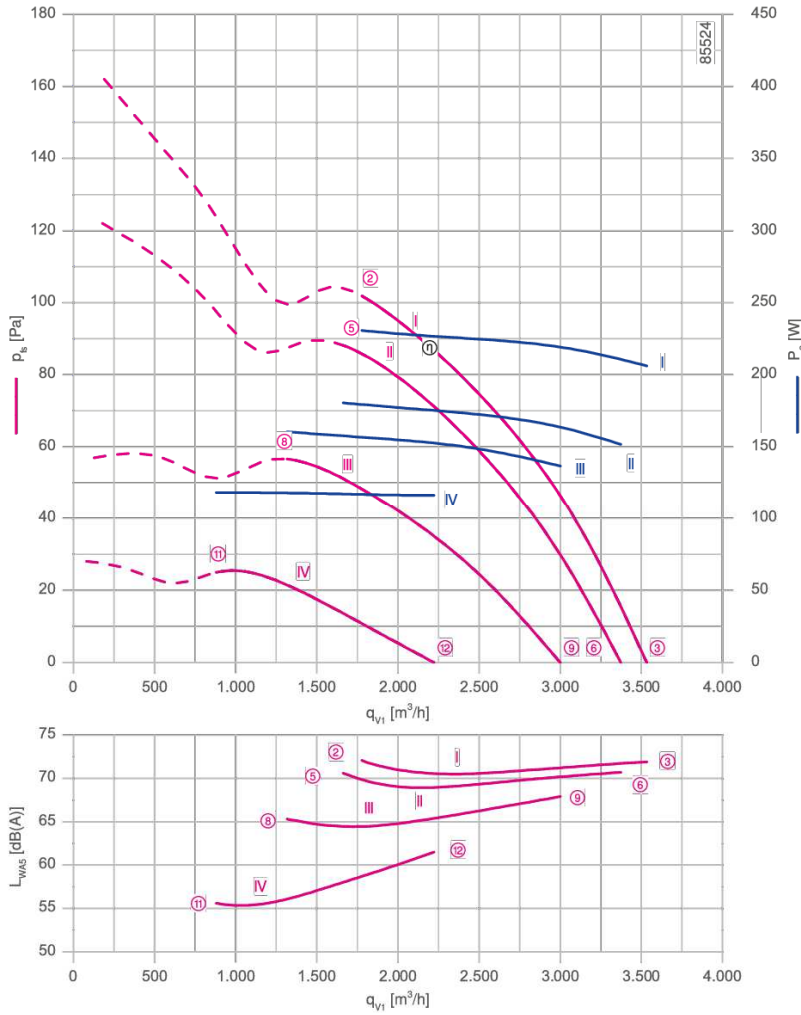
Article number	155883
Type	FN035-4EK.0F.V7P2
Designation	Axial fan with sickle blades
Rated values	1~230V±10% 50Hz P ₁ 230W 1.05A ΔI=15% 1410/min 6.0uF/400V 70°C 1~230V±10% 60Hz P ₁ 340W 1,50A ΔI=5% 1600/min 6,0uF/400V 50°C
Electrical connection	Terminal box K05
Min. operating temperature °C	-25***
Mounting type terminal box	Mounted on Stator
Type of protection	IP54
Thermal class	THCL155
Connection diagram	1360-104XA
Rating plate	1x fixed
Fitting position	H/Vu/Vo
Motor protection	thermal contact
Impregnation	Moisture and hot climate protection
Quality of bearings	ball bearing with long-time lubrication
Material Rotor	Aluminium
Painting rotor	Rotor 1 coat painted
colour rotor	RAL 9005 (jet black)
Material blades	High Performance Composite Material
Painting impeller	unpainted
Colour blades	black
Guard grille type	ring grill
Control	--
Painting mot.suspens	Motor suspension powder-coated consistency class 2
colour suspension	RAL 9005 (jet black)
Weight kg	5,30
ErP Data	Efficiency η_{statA} : 25,8 % Efficiency grade: $N_{actual} = 36,2 / N_{target} = 36^*$ *ErP 2013* Does not comply with the stipulations of the ErP regulations

*** Occasional operation $\leq -20^{\circ}\text{C}$ and in consideration of lowest temperature according to product documentation permissible. For cooling applications with continuous operation $\leq -20^{\circ}\text{C}$ cold design on request.

2. Characteristic curve

Characteristic curve

Frequency: 50 Hz



Operating point	②	③	⑤	⑥	⑧	⑨	⑪	⑫	
Characteristic curve	I	I	II	II	III	III	IV	IV	
Connection	L	L	L	L	L	L	L	L	
Voltage	V	230	230	170	170	135	135	110	110
Input power	W	230	210	180	150	160	140	120	120
Current	A	1,05	0,98	1,05	0,90	1,20	1,00	1,15	1,10
Speed	min ⁻¹	1410	1430	1310	1360	1040	1220	700	900
Suction side sound power level	dB(A)	72	72	71	71	65	68	56	62

Characteristic curve

Frequency: 50 Hz

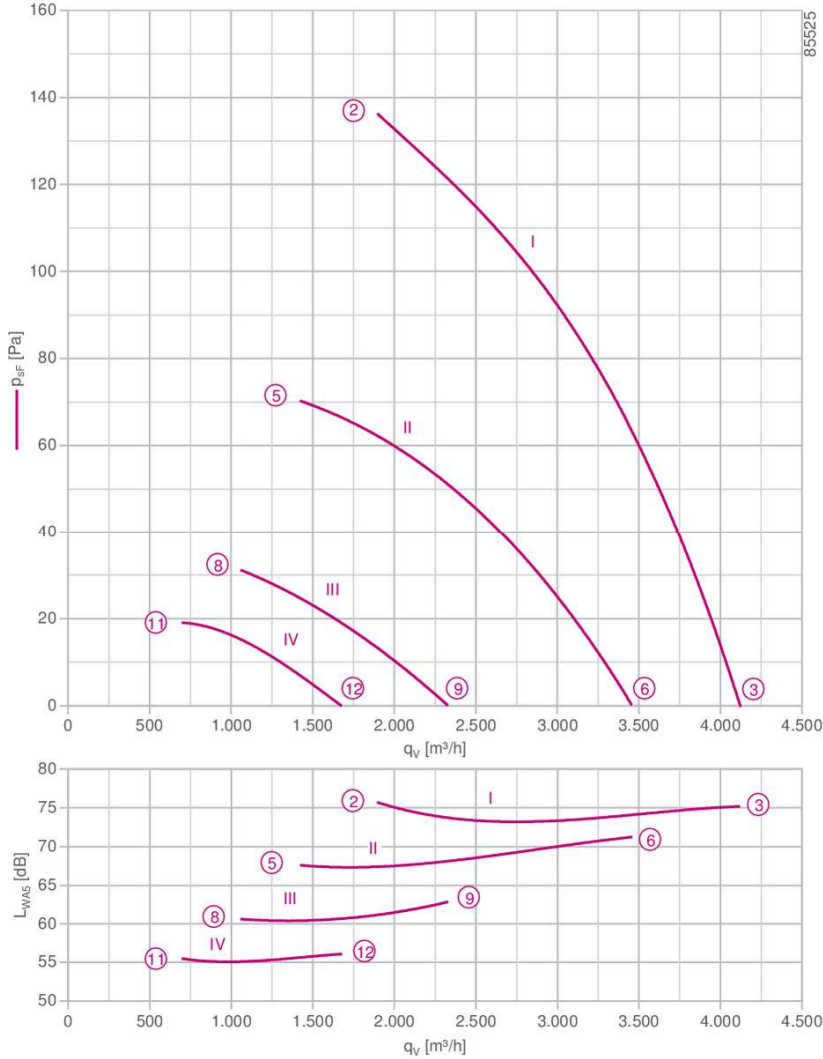
Measured in short bell mouth with guard grille

Operating point	①	②	③	④	⑤	⑥	⑦	⑧	⑨	⑩	⑪	⑫	
Characteristic curve	I	I	I	II	II	II	III	III	III	IV	IV	IV	
Connection	L	L	L	L	L	L	L	L	L	L	L	L	
Voltage	V	231	231	231	170	171	171	136	135	137	111	111	110
Input power	W	290	240	210	240	190	160	180	160	150	120	120	120
Current	A	1,30	1,10	1,00	1,45	1,10	0,96	1,40	1,25	1,10	1,20	1,15	1,10
Speed	min ⁻¹	1350	1400	1420	1110	1290	1350	740	1000	1170	530	690	810
Suction side sound power level	dB(A)	79	72	70	74	69	67	64	63	64	57	55	56

Characteristic curve

Frequency: 60 Hz

Measured in full nozzle without guard grille in installation type A according to ISO 5801.



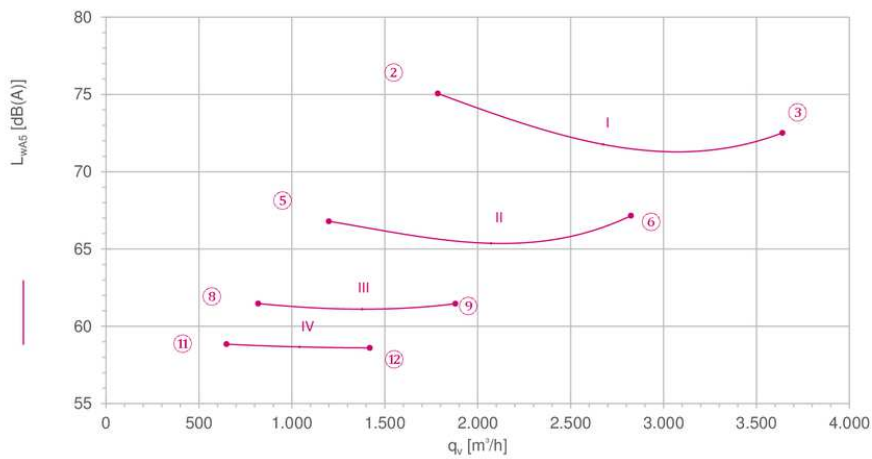
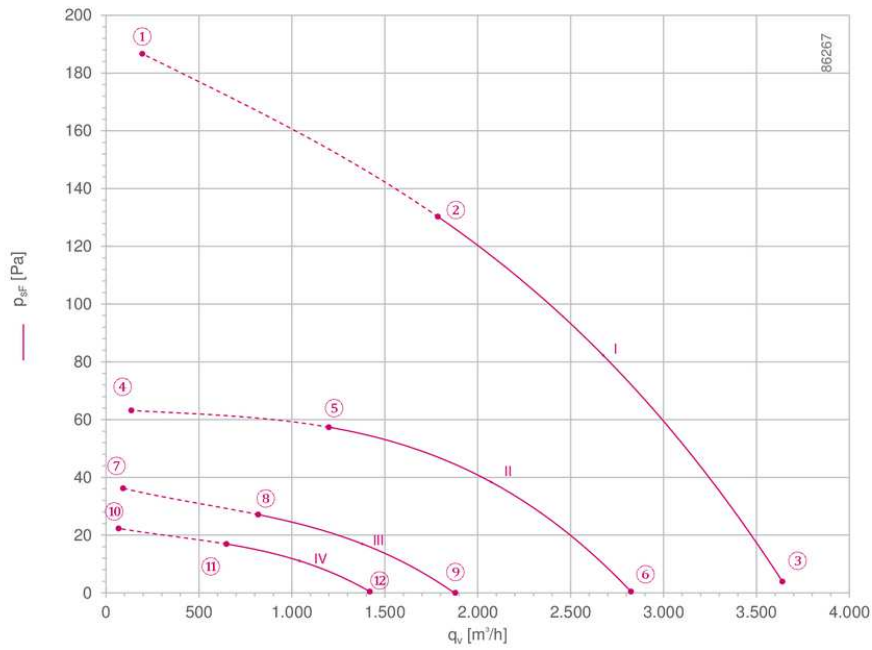
I = 1~230 V L, II = 1~170 V L, III = 1~135 V L, IV = 1~110 V L

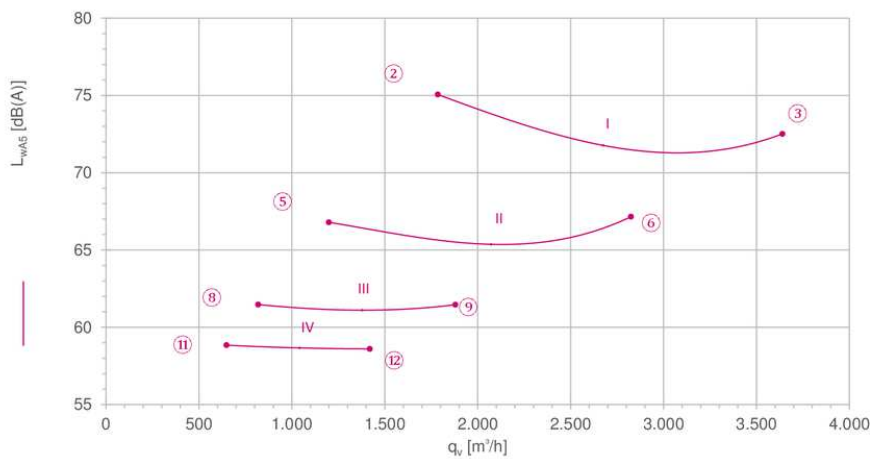
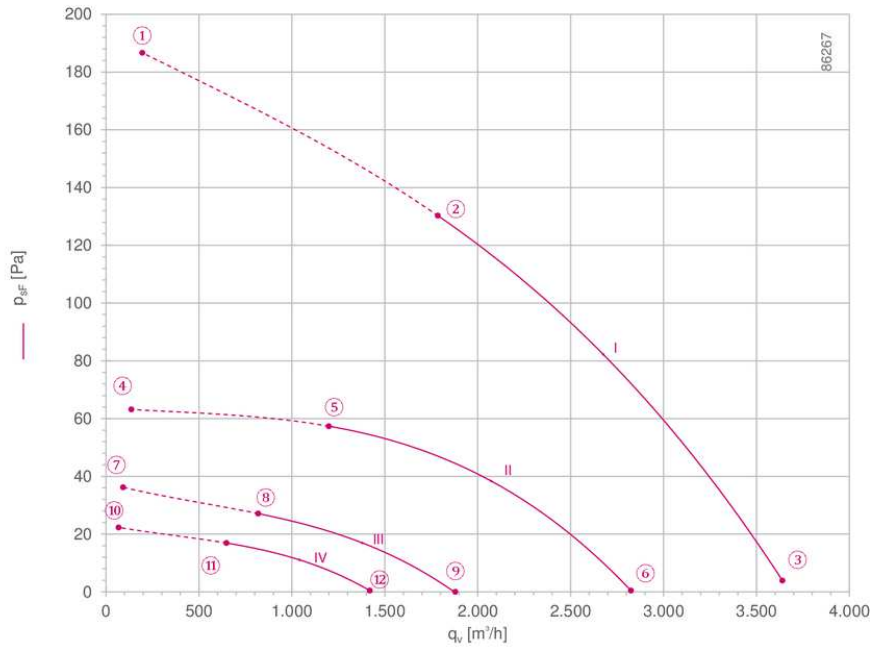
Operating point		①	②	③	④	⑤	⑥	⑦	⑧	⑨	⑩	⑪	⑫
Characteristic curve		I	I	I	II	II	II	III	III	III	IV	IV	IV
Connection		L	L	L	L	L	L	L	L	L	L	L	L
Voltage	V	230	230	230	170	170	170	135	135	135	110	110	110
Input power	W	400	340	290	270	260	230	180	170	170	120	120	120
Current	A	1,75	1,50	1,30	1,65	1,55	1,35	1,35	1,30	1,30	1,10	1,10	1,10
Speed	min ⁻¹	1490	1600	1660	910	1150	1400	650	780	940	520	600	690

Characteristic curve

Frequency: 60 Hz

Measured in short bell mouth with guard grille

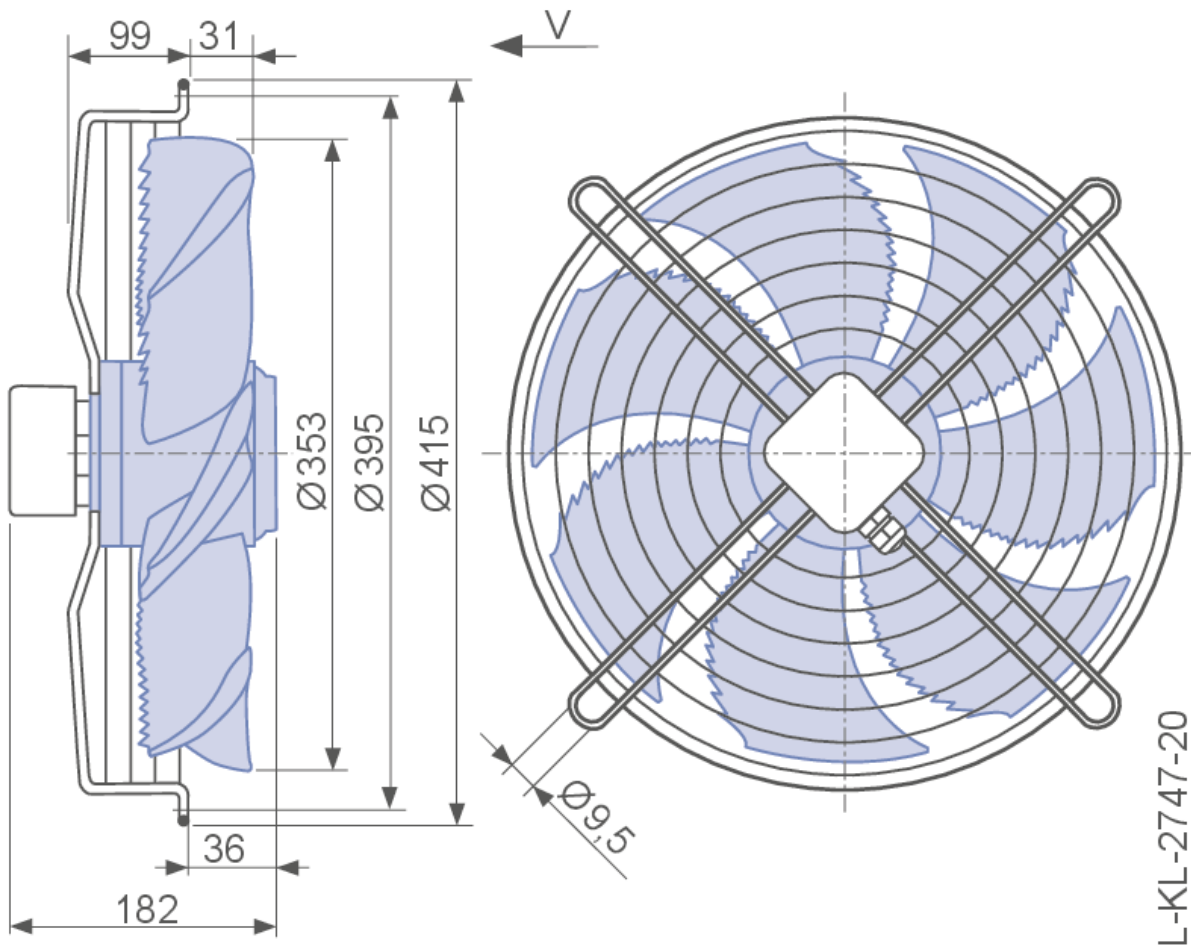




Operating point	①	②	③	④	⑤	⑥	⑦	⑧	⑨	⑩	⑪	⑫	
Characteristic curve	I	I	I	II	II	II	III	III	III	IV	IV	IV	
Connection	L	L	L	L	L	L	L	L	L	L	L	L	
Voltage	V	231	231	231	171	170	171	135	135	135	110	110	110
Input power	W	440	360	320	270	260	240	170	170	170	120	120	110
Current	A	1,90	1,55	1,40	1,65	1,55	1,45	1,35	1,30	1,30	1,10	1,10	1,10
Speed	min ⁻¹	1360	1570	1640	810	1070	1280	600	740	840	470	570	650
Suction side sound power	dB(A)	79	77	72	67	68	67	63	62	62	59	59	59

level

3. Drawing



The Royal League Die Königsklasse

ZIEHL-ABEGG		FAN TYPE	
Series	2	Motor	07A
Speed	1500	Efficiency class	
Power	1.2	Efficiency class	DEFINITION: 80-80-80
Current	0.63	Efficiency class	
Voltage	230V	Efficiency class	
Power factor	0.95	Efficiency class	
Weight	0.6	Efficiency class	
Dimensions	117.5 x 99.7 x 35.5	Efficiency class	
Material	Aluminum	Efficiency class	
Temperature	40°C	Efficiency class	
Humidity	95%	Efficiency class	
IP Rating	IP24	Efficiency class	
IEC Class	F	Efficiency class	
CE Marking	Yes	Efficiency class	
RoHS Compliant	Yes	Efficiency class	
UL Listed	No	Efficiency class	
ETL Listed	No	Efficiency class	
UL Type	F750	Efficiency class	
UL Marking	No	Efficiency class	
UL File No.		Efficiency class	
UL Marking No.		Efficiency class	
UL Marking Date		Efficiency class	
UL Marking Status		Efficiency class	

Disclaimers:
This drawing is property of ZIEHL-ABEGG SE. Distribution and use of this drawing is subject to a license agreement. All rights reserved.
Musterbild: 19035-4005

Model: FN035-4, K.OF-V7P2
Efficiency class: 80-80-80
IEC Class: F
UL Type: F750
UL Marking: No
UL File No.:
UL Marking No.:
UL Marking Date:
UL Marking Status:

Dimensions in mm
Shown drawing is just to show the dimensions of the fan.

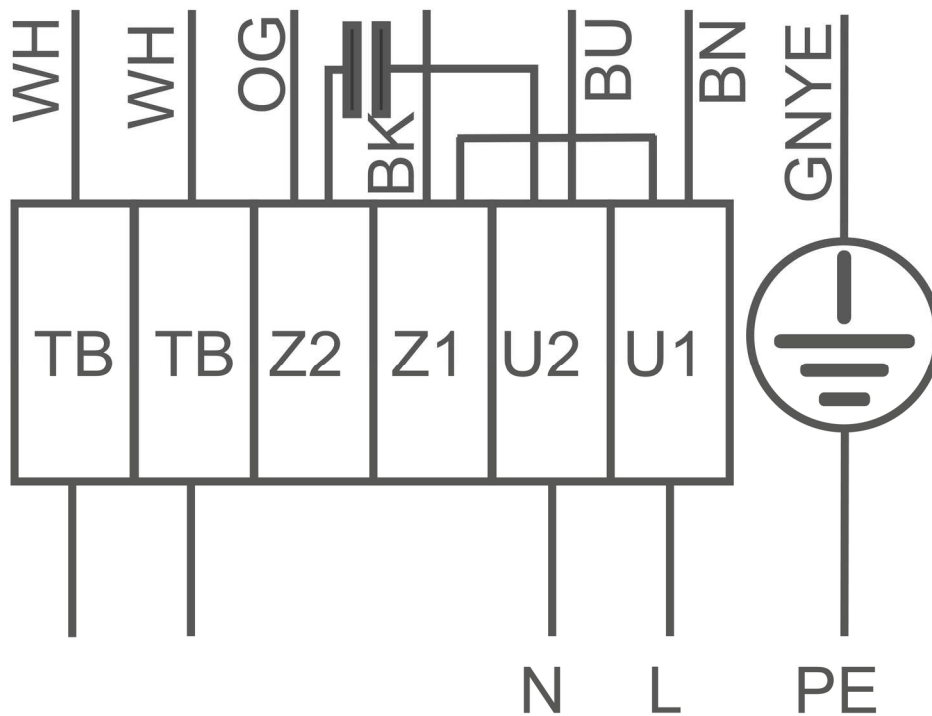
4. Connection diagram

1360-104XA

1~Motor with capacitor and thermostatic switch (if built in).

BN brown
BU blue
BK black
OG orange
WH white
GNYE green-yellow

Clockwise rotation



5. EU-Declaration of conformity



The Royal League in ventilation, control and drive technology

Intelligent control technology for any application

ZIEHL-ABEGG system capabilities:
Everything from a single source – perfectly matched for optimal performance

Please contact us. We would be pleased to design an individual solution for your requirements.

We would like to welcome you on our worldwide exhibitions. Please find our next exhibitions [here](#).